

Action Taken Report



2022-23

Plan of Action	Action Taken
1. Framing of various policies like - research policy, maintenance policy etc.	Policies framed.
2. Feedback from all stakeholders	Feedback collected and report submitted.
3. To start add on courses.	Add on courses started.
4.Planning to purchase new software for examination	Software purchased
4. To organize seminar,workshops and webinars.	Seminars, workshops and webinars conducted.
5. Internal assignments, projects were assigned online.	Internal assignments, projects were assigned and collected.
6. Planning regarding the awareness about online admission and fee payment process.	Created awareness amongst the student regarding online admission and payment process.
7. Planning and discussion regarding purchasing of software for online examination.	Software were purchased for online examination.
8. Discussion regarding collection of online feedback from students and teachers	feedback from students and teachers was collected.

6. Q.1 The curriculum is designed so as to enhance employability.

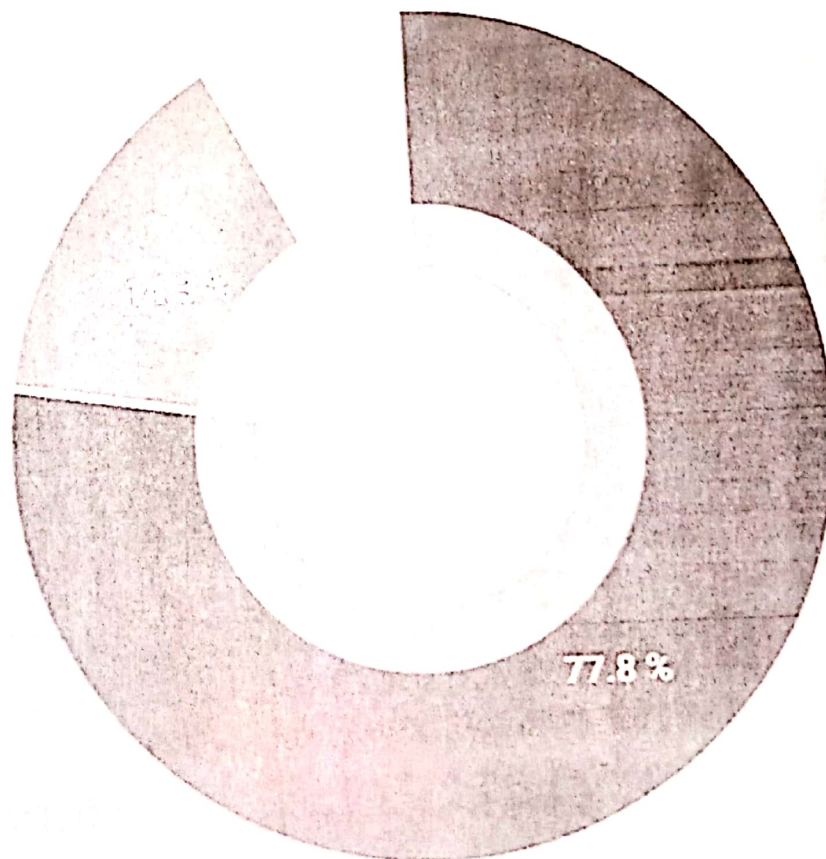
RESULTS

Options	%	Count
Agree	77.78	49
Partially Agree	14.29	9
Disagree	7.94	5

6. Q.1 The curriculum is designed so as to enhance employability.

PIE CHART

- Agree - 49
- Partially Agree - 9
- Disagree - 5



7. Q.2 Modern teaching aids, PowerPoint presentations, web-resources, multimedia, e-content etc are used by most of the teachers while teaching

RESULTS

Options	%	Count
Agree	74.60	47
Partially Agree	9.52	6
Disagree	15.87	10

7. Q.2 Modern teaching aids, PowerPoint presentations, web-resources, multimedia, e- content etc are used by most of the teachers while teaching

BAR CHART

Disagree

10

Partially..

6

Agree

47


RESULTS

Options	%	Count
Option 1	55.56	35
No Answer	44.44	28

3.

PIE CHART

■ Option 1 - 35



4. CLASS

RESULTS

Options	%	Count
---------	---	-------

FYBA	22.22	14
------	-------	----

SYBA	42.86	27
------	-------	----

TYBA	30.16	19
------	-------	----

M.A	4.76	3
-----	------	---


8. Q.3 The teachers guide the students for overall personality development of the students

RESULTS

Options	%	Count
Agree	92.06	58
Partially Agree	7.94	5
Disagree	0.00	0

PIE CHART

- Agree - 58
- Partially Agree - 5
- Disagree - 0



11. Q. 6 Rate the facilities available in the institution - (Gymkhana , library , common rooms and toilets etc.)

RESULTS

Options	%	Count
Agree	85.71	54
Partially Agree	6.35	4
Disagree	7.94	5